

Newsletter of the Smithers & Area  
Child Care Resource & Referral Program

~serving Topley to Hazelton, Stewart/Cassiar & Atlin~

*Providing quality, accessible child care services to the community*

HOW TO REACH US?

3843 4th Ave. Smithers

MAIL

Box 206  
Smithers, BC  
V0J 2N0

EMAIL

[smicrr@telus.net](mailto:smicrr@telus.net)

FAX

250-847-2428

WEBSITE

[www.childcarechoices.ca](http://www.childcarechoices.ca)


PHONE

250-847-8824

Toll Free: 1-877-847-8824

Funded by: The Ministry of  
Children and Family  
Development

A Program of:  
The Bulkley Valley Child  
Development Centre  
(BV CDC)



Program Staff

**Shannon Cote**-Program Coordinator  
**Seairra Courtemanche**-Resource Educator  
**Arlene Morrison**-Resource Educator  
**Robyn Alden**-Resource & Referral Worker

Office Hours

**Monday, Tuesday, Wednesday, Thursday 9:00am-4:00pm**

**Friday** our office is *closed* Or *open by appointment only*

**Our answering machine is always on, please leave a message anytime**

Child Care Resource & Referral Program provides:

- \*Child Care Referrals
- \*Resource Toy Lending Library
- \*Child Care Subsidy Forms/Support
- \* Start Up Funding for Registered License not Required
  - \* Laminating/Photocopying
  - \*First Aid Training
- \*Retail Art Supplies & Resources

In This Month's Issue

- Out and about
- Training & Workshops
- The Parent Page
- The Hazelton's' Page
- Caregiver's Corner





# Out & About at the CCRR

## OFFICE CLOSURES

February 1st, 11:15-3:00 staff meeting @CDC  
February 9th, 2010 All day staff training

## Child Care in Our Communities

### Retail Art Supplies

**Our office orders art supplies from Creative Children, if you would like to look through a catalogue we can add on your order to our own. Total orders over \$400.00 will not be charged a shipping fee.**

**Next order date: January 11th**

If you would like to tell everyone about your childcare program please send us a write up and or picture and we will put it in the upcoming newsletters.

Email: [smicrr@telus.net](mailto:smicrr@telus.net)

\*\*\*\*\*

Our Holiday Make & Take held in December provided child care providers with an opportunity to network and make some great new art and holiday activities to take back to their child care centre's.

\*\*\*\*\*



## STARTING A CHILD CARE BUSINESS

If you are interested in opening up a family daycare or you are stay at home mom that would like to provide child care at home to increase your income please inquire about our "Starting a Child Care Business" information and becoming a Registered License not Required provider (RLNR).

Some benefits to registering as a LNR include an enhanced child care subsidy rate as well as lending privileges, support, training/workshops and membership to the Child Care Resource & Referral Program. **For more information contact us at 250-847-8824**

# Training & Workshops

## Red Cross Child Care First Aid Course

**Date: Saturday, February 20, 2010** (register by Feb. 11th)

**Time: 9:00am-5:00pm**

\$95.00 (includes GST) full day of instruction.

~**Payment is required to confirm your space**~

Location: 1012 Columbia Street, Unit D      Facilitator: Northern Sun Tours



This course is designed to give participants a hands-on learning approach to First Aid techniques for children and infants. This course provides you with a three year certificate.

To register and for more information call CCRR at 250-847-8824

## INFANT DEVELOPMENT WORKSHOP

Join BV Child Development Centre's  
Infant Development Consultant ~ Michelle Bourdage

This workshop will cover infant development through the stages from birth to three years. Hands on activities will be available for participants to make during this session.

Date: Monday, February 22nd, 2010

Location: CCRR 3843-B 4th Avenue

Time: 6:30pm-8:30pm

Open to child care providers and parents



Please call to confirm your attendance @ 250-847-8824

## The University of Victoria is offering Early Years Specialization

The Early Years Specialization provides relevant coursework for students who have completed college-level education in early childhood education (ECE), infant development programs (IDP), infant mental health, supported child development (SCD), cross-cultural early childhood development (ECD), parenting support, early learning and literacy. The courses are instrumental in building and expanding upon the knowledge and skills addressed in college-level certificate and diploma programs related to the early years.

For more information visit [www.cyc.uvic.ca/undergraduate/index.php](http://www.cyc.uvic.ca/undergraduate/index.php)

# The Parent Page



*The Hebrew word for parent is horim, and it comes from the same root as moreh, teacher. The parent is, and remains, the first and most important teacher that the child will have.*

*~Rabbi Kassel Abelson*

## FAMILY PLAY DAY



**SATURDAY, FEBRUARY 6<sup>TH</sup>, 2010**

**11:00-2:00pm**

**Location: Dze L'Kant Friendship Centre  
Hall**

**FREE ADMISSION**

**PLAY KIT FOR EVERY FAMILY**

**BV Christian Elementary School**  
**Preschool Program Starting January**  
**Additional Preschool Sessions**  
**Available Now!**

Only \$60.00 per month, two afternoons a week.  
Funding may be available through MCFD for families needing assistance.

Starts January 6 - June 18.

Wednesday and Friday afternoons

12:30 - 3:00 pm

Children should be turning 4 during 2010 to be eligible. Please bring your child's birth certificate, care card and proof of parent's citizenship. For more information please call the school office at 847-9833.

## P.L.A.Y.

(Parenting, Literacy And You!)

Literacy though Creative  
Development

A Free Program for Parents and Tots

Where: Telkwa Reading Centre

When: Thursdays from

10:00-11:30 am

January 14-March 25

And

Alpine Court Family Room

1211 Bulkley Dr. behind Kal Tire

Mondays from 10:00-11:30 am

January 11-March 15

Songs, Stories, Art, and Movement

For more info call Joanne at Smithers



**January's Scholastic Book order will be due January 25th. Check out these fun *and* educational books!**

## Creative Sprouts

Art for Kids!

For more information visit  
[www.CsArtStudio.com](http://www.CsArtStudio.com)



# Caregivers Corner

Search our Web Site:  
[www.childcarechoices.ca](http://www.childcarechoices.ca)

Congratulations Christy Hall !  
**Winner of the January/February  
Theme Box Draw Entry**

- To enter draw simply fill out the sheets on the inside of resource binder in the theme box you are borrowing and you are eligible to win a prize!

***This months prize: a sandcastle bucket with refined sand***


Trying to figure out if you have all the items back in the Theme Box?  
Just take a look at the checklist (one of the sheets on inside of resource binder!)

A new Theme box is  
NOW available for  
borrowing  
"ARCTIC WINTER"

Highlights are:

- \* Northern Lights dance
- \* Books
- \* Visuals
- \* Hands on Activities

Theme boxes are created as an educational support for your own ideas and work. If you can't find what you need in the theme box check out our other resources in the resource lending library.



**WEB SITES :**

[www.zerotothree.org](http://www.zerotothree.org)

Gives ideas how to help your toddler develop Empathy.....

[www.connectforkids.org](http://www.connectforkids.org)

How to understand baby development and other enquiries on 0-5yrs

[www.newhorizons.org](http://www.newhorizons.org)

[www.virtuesproject.org](http://www.virtuesproject.org)

[www.childrenservices.ca](http://www.childrenservices.ca)

Under community resources: resources

[shiningmountainspress.com](http://shiningmountainspress.com)

Honoring the light of the Child:  
Hands on activities

**FACILITATING FRIENDSHIPS  
NURTURING VIRTUES**

Your Smithers and Area  
CCRR is just one of the  
many programs of the

Bulkley Valley Child  
Development Center  
(BV CDC).

For Support in:

- Infant development
- Occupational therapy
- Early Intervention and School age therapy
  - Physiotherapy
- Speech and Language support
- Complex developmental Behavioral conditions

Contact BV CDC @  
250 847 4122



Jan/Feb  
2010



## The Hazelton's

How to reach  
me?  
Arlene Morrison  
Resource Educator  
4215 Field Street  
MAIL  
Box 206  
Smithers, BC  
V0J 2N0  
PHONE

*Happy New Year  
To All.*



### Make and Take

See N Match and The Mitten Felt Story

When: January 26/2010 @ 6:00pm

Where: 4215 Field St. Hazelton & Area E.C.D Services

Pre-register by calling 250 842-5044

### Safe Spaces – Bullying Prevention for Preschool-aged Children Part 2



**WHEN: February 19/2010**

**Prerequisite Safe Spaces Part 1**

**I will be contacting the centre's that attended Part 1 in  
September 2009**

# Role Models We Are!

"Thoughts and words create our experience of life: Love is a powerful force:  
There is wisdom in following one's heart and joy"

· By Gary Tubbs: Welcoming Spirit into Our Schools


**I'm A Little Pine Tree**  
Sung to: "I'm A Little Teapot"

I'm a little pine tree  
As you can see,  
All the other pine **trees**  
Are bigger than me.  
Maybe when I grow up-  
Then I will be  
A great big Merry  
Pine Tree!



**Winter Colors**

Sung to: "Three Blind **Mice**"  
Jump as you say each color



Red, green, white;  
Red, green, white,


say Quietly  
Winter colors,  
Winter colors.

Red are the berries on  
Mountain Ash Trees,

Green is the color of  
coniferous trees,

White is the color from  
stars so bright.

Red, green, white;  
Red, green, white



Check out the CCRR  
Resource Lending Library for:

- Balance and Movement Kit
- Musical Instruments: Handballs: keyboard (little tykes)
- Interlocking Cubes (has red green and white)



## Inside Winter Fun: "From Puddle to Puddle"

Wear Wellington boots

1st introduce when they hear music they move, when you stop music they stop.  
Try by playing and stopping music sounds made with your instruments or music player. Do this till the children understand.

**Arrange a course of hoops (the hoops are the puddles)**

**At the sound of the music, the kids begin to skip from hoop to hoop  
(from puddle to puddle).**

**As they are playing stop the music and change the instructions :**

**jump with two feet, jump with one foot, jump with two feet and with your hands or  
your hips: With Older children you can tell them to jump backwards.**





# Fly South!

## MIGRATION

Divide the class into three groups: 1) Geese 2) ducks 3) Robins. Line up groups at one end of an open area. In turn, prompt each bird group to move "south" across the space as you sing "Time to Migrate." Encourage each group to make appropriate bird sounds as they flap, flit, and wing their way south!

### Time to Migrate: Cold Cold Cold Cold Brrrrrrrr!

Sing to "Skip to my Lou my Darling"

Geese are honking, "Let's fly south. (3X)

All the geese flew south!

Ducks are quacking, "Let's fly south.(3x)

All the ducks flew south!

Robins are chirping, "Let's fly south. (3x)

All the Robins flew south!


Now its quiet, what do you hear (3x)

Come back North in Spring time!



**Create: North, South, East, West posters and put up on each wall in correct direction**

**Add a compass into children's environment**




## Goose

### **Geese travel in V's**

Use tape on floor in shape of "v" have children line up and flap their wings! Rotate the child on the point of the V: this is what Geese do!

*Hummingbirds have nestled in Geese wings going south!*



## Duck

### **Ducks love swampy marsh lands**

- Smithers is built on a swamp:
- where is there a swamp near you?
- Down feathers are used from some ducks to fill coats, pillows: do you have a down feather item to show and tell



## Robin

### **Robins love to eat worms:**

- Plant grass in pesticide free soil in a tray inside
- Watch it grow together Have mist bottle
- Allow children to use
- scissors to cut the grass